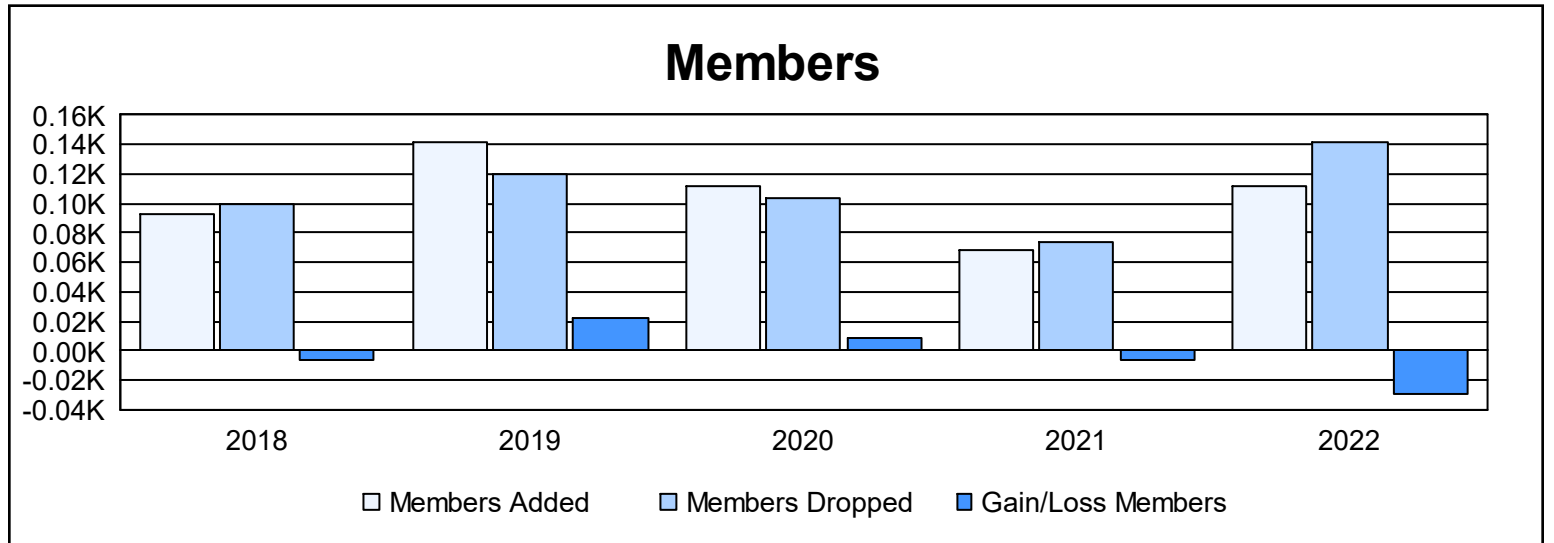
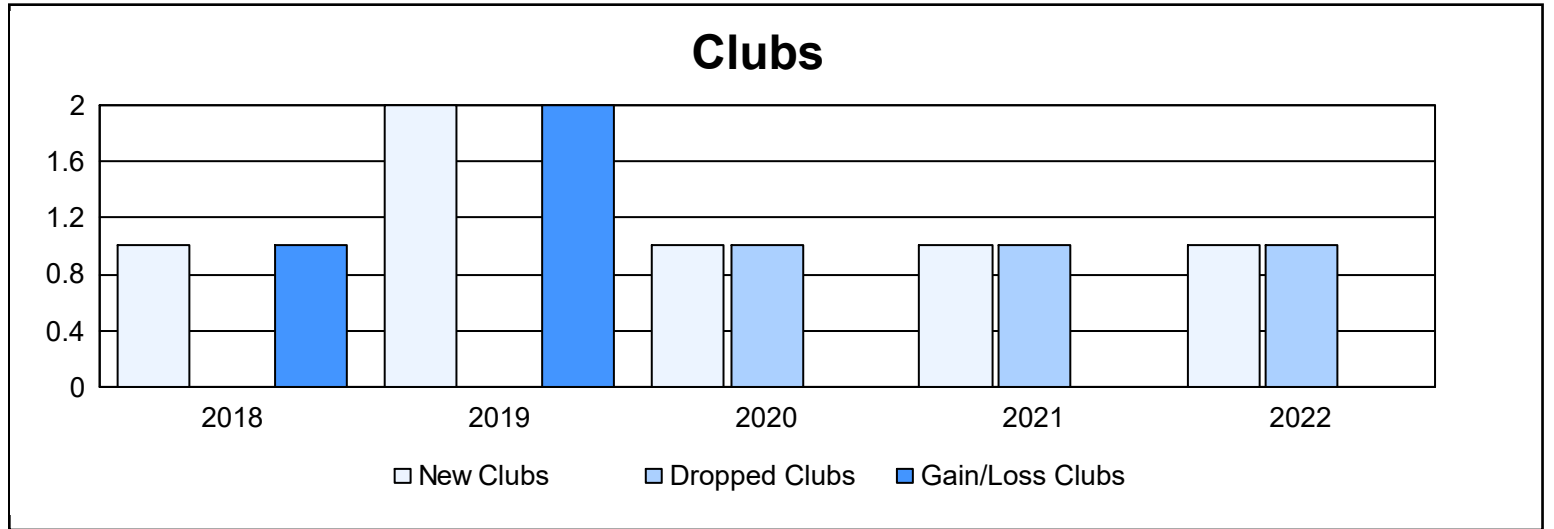
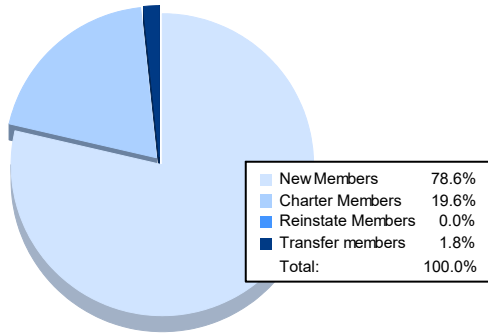


| Year           | New Clubs | Dropped Clubs | Gain/ Loss Clubs | New Members | Charter Members | Reinstate Members | Transfer Members | Total Member Added | Total Members Dropped | Gain/ Loss Members |
|----------------|-----------|---------------|------------------|-------------|-----------------|-------------------|------------------|--------------------|-----------------------|--------------------|
| 2017-2018      | 1         | 0             | 1                | 69          | 20              | 1                 | 3                | 93                 | 99                    | -6                 |
| 2018-2019      | 2         | 0             | 2                | 73          | 60              | 7                 | 2                | 142                | 120                   | 22                 |
| 2019-2020      | 1         | 1             | 0                | 88          | 20              | 0                 | 4                | 112                | 103                   | 9                  |
| 2020-2021      | 1         | 1             | 0                | 42          | 22              | 1                 | 3                | 68                 | 74                    | -6                 |
| 2021-2022      | 1         | 1             | 0                | 88          | 22              | 0                 | 2                | 112                | 141                   | -29                |
| <b>Average</b> | <b>1</b>  | <b>1</b>      | <b>1</b>         | <b>72</b>   | <b>29</b>       | <b>2</b>          | <b>3</b>         | <b>105</b>         | <b>107</b>            | <b>-2</b>          |



### Membership Composition June 2022 Cumulative



### Gender Composition June 2022 Cumulative

